


Fibre Box Association (FBA) Data Services Reports

For 73 years, we've been providing the corrugated industry with meaningful information about shipments, containerboard production, consumption and inventory. In addition, we've added valuable benchmarking reports through the years including the Key Performance Indicators (KPI) Survey, Sheet Plant Operating Ratio Survey, Productivity and Waste Survey and our Labor Program which includes the Occupational Injuries and Illness Report, Wage and Fringe Benefit Study and our online Labor Database.

But like the numbers, our reports don't remain static. We're continually working to enhance the data we provide to our members.

Below is a brief description of each of the reports we offer including information regarding recently made enhancements.

North American Corrugated Industry Bulletin



FBA's newest publication is the *North American Corrugated Industry Bulletin*. The report provides data for Canadian and U.S. shipments, consumption and inventory as data points and graphs. The report is being provided in cooperation with the Canadian Corrugated Containerboard Association (CCCA) and is issued monthly to FBA members.

North American Containerboard Demand Report



In 2012, FBA published the first *North American Containerboard Demand Report* which provides data for Canadian and U.S. production, shipments, inventory and apparent demand for containerboard as data points and graphs. The report is provided through cooperation with the American Forest and Paper Association (AF&PA) and Paper Packaging Canada (PPC).

This report is issued monthly to FBA members.

Corrugated Trade Report for Knock Down Boxes

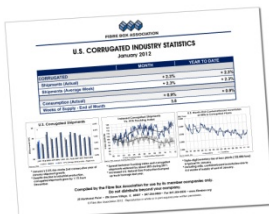


In 2012, FBA published the first *Corrugated Trade Report for Knock Down Boxes* which provides corrugated trade statistics and analysis, including key messages about the data in a bullet point format, on a quarterly basis.

International trade of corrugated packaging makes a significantly positive contribution to the U.S. balance of trade. Corrugated packaging exports amounted to slightly more than \$1 Billion in 2011. The Corrugated Trade Report was created to allow members to monitor trends in this growing segment of the corrugated market.

This report is only available to FBA members.

U.S. Corrugated Industry Statistics (Monthly Report)



Beginning with the January 2012 edition, FBA introduced many new elements to the monthly report. The report has been reformatted to include several new graphs with accompanying key message bullet points. The Report's summary page contains three new graphs:

- U.S. Corrugated Shipments including the percent increase of shipments shown on the right axis


- Indexed Corrugated Shipments vs. ATA Trucking Index
- U.S. Month-End Containerboard Inventories at Mills & Corrugated Plants

Then inside the report, you'll find the addition of two other graphs:

- Inventory/Sales Ratio
- U.S. Exports of Non-Durable Goods


Definitions and an explanation of the importance of each graph have been posted to the FBA website for future reference.

Statistical Bulletin




The Monthly Statistical Bulletin provides a one page summary of the monthly statistical report.

North American Directory of Corrugated Plants (online)



The North American Directory of Corrugated Plants lists companies and their related plant facilities that manufacture corrugated and solid fiber paperboard products in North America. The directory is formatted in an Excel spreadsheet, and includes type of plant, complete address and phone number.

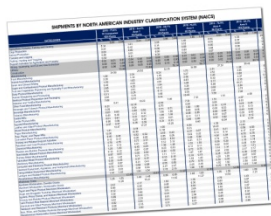
Industry Annual Report



The Annual Report provides data on U.S. corrugated industry statistics and trend data for the following categories:

- Shipments according to value, area, type of plant, and North American Industry Classification System (NAICS)
- Corrugated production by board type and basis weight
- Containerboard production, consumption and inventory
- Hours, earnings and productivity


North American Industry Classification System (NAICS)



The North American Industry Classification System (NAICS) is the standard used by Federal statistical agencies in classifying business establishments for the purpose of collecting, analyzing and publishing statistical data related to the U.S. business economy.

Recently, a NAICS sub-committee reviewed both the input and output of the NAICS reporting. The committee agreed to collect and report out NAICS at a 4-digit code level. Participants in the NAICS reporting receive the Summary report along with data for the 6 FBA Areas.


Occupational Injuries & Illnesses Report (OII)



The Occupational Injuries and Illnesses report is a compilation of recordable employee injury and illness data for corrugator and sheet plants. Available only to participating members, the report is divided into two sections: the first presents data on sheet plants by category of hours worked and the second presents data on corrugator plants by category of hours worked.


The data in this report determines the annual FBA/AICC Safety Award winners. Annual Safety Awards are presented to those facilities having the lowest total case incidence rate for the preceding calendar year in five sheet plant and nine corrugator plant categories. Safety Excellence Awards are also presented to all sheet plant or corrugator facilities that attain a zero lost workday case (lost work days only) incidence rate during the calendar year.

Independent Sheet Plant Operating Ratio Survey (SPORS)



The annual Independent Sheet Plant Operating Ratio Survey provides participants with information that can be used to benchmark their operations against other facilities based on operating expense line items as a percentage of net sales. Compiled data reflects the percentage of expense line items as related to sales for the most recent fiscal (12-month period) year. Survey results are grouped in sales ranges and all data is de-identified. The survey also includes five years of historical sales data for comparison.


Key Performance Indicator Survey (KPI)



The Key Performance Indicator Survey (KPI) is a highly-valued benchmarking survey which includes data on sales/costs/profit ratio, capital, receivables, fixed assets, inventories and other key operating statistics at the corrugated plant level.

The 2011 report included participation from 500 plants operated by 48 companies.

Labor Report & Online Database



The monthly Labor Reports consist of labor agreements and settlements for both union and non-union FBA member plants. They include wage rates and increases, fringe benefits (shift deferential, pension and 401(k)) and life insurance benefits.

The online database reports on labor agreements and settlements and is available 24/7 at www.fibrebox.org.

Wage & Fringe Benefits Study




The Wage & Fringe Benefits Study is a comprehensive survey of labor-related information over and above the monthly labor report. It includes wage rates and increases (specific job classifications, average straight-time hourly rates), fringe benefits (holidays, vacation time) and insurance benefits (medical).

U.S. Corrugated Forecast



The U.S. Corrugated Forecast report provides annual economic trends and an outlook for corrugated products in the United States. The forecast covers economic trends that affect the U.S. corrugated industry and a quantitative outlook for shipments by area.

Productivity & Waste Survey



The Productivity & Waste Survey provides useful benchmarking data on productivity, waste and starch consumption, and offers the best-in-class data for users to compare operations.


Participating companies are surveyed on their machinery, labor operations and waste. The Survey contains a summary and detailed report broken down by U.S. plants and by all other countries for:

- converting equipment
- reporting on basis weight, starch consumption and total plant productivity
- equipment listings by plant

Data is further segmented by machinery size in the following major finishing equipment categories:


- flexo-folder gluers
- rotary die-cutters
- printers

Worldwide Corrugated Packaging Industry Statistics



The Worldwide Corrugated Packaging Industry Statistics Report shows corrugated production/shipments by country and region as compiled by the International Corrugated Case Association (ICCA), of which FBA is a member.

Global Corrugated Forecast



The Global Corrugated Forecast is compiled by the International Corrugated Case Association (ICCA) and examines prospects for corrugated in six regions including:

- North America
- Europe
- Pacific Rim
- Asia
- Central and South America
- Other

Each section comments on:

- Economic and business prospects
- Key factors influencing corrugated production
- Forecasts corrugated production by country

Global Corrugated Forecast Mid-Year Review



The Global Corrugated Forecast Mid-Year Review addresses economic and business developments throughout the world with revised estimates of Gross Domestic Product (GDP) and industrial production and revised estimates of corrugated demand since preparation of the annual Global Corrugated Forecast.