




# FIBRE BOX ASSOCIATION®

## Fibre Box Association (FBA) Data Services Reports

Since 1940, FBA has provided the corrugated industry with meaningful information about shipments, containerboard production, consumption, and inventory. In addition, FBA has added valuable benchmarking reports through the years, including the Key Performance Indicators (KPI) Survey, Sheet Plant Operating Ratio Survey, and Productivity and Waste Survey. Additionally, FBA offers reports that provide top-line data and news on industry hot topics, including e-commerce and labor, and information on the efforts of companies and government organizations worldwide to reduce single-use plastics.

But, like the numbers, reports don't remain static. FBA is continually working to enhance the data we provide to our members. Below is a brief description of each of the reports we offer:

### Production



#### Corrugated Trade Report for Knock Down Boxes

The *Corrugated Trade Report for Knock Down Boxes* provides corrugated trade statistics and analysis, including key messages about the data in a bullet point format, on a quarterly basis.

International trade of corrugated packaging makes a significantly positive contribution to the U.S. balance of trade. The Corrugated Trade Report was created to allow members to monitor trends in this growing segment of the corrugated market.



#### Economic Trends and Outlook for Corrugated Products

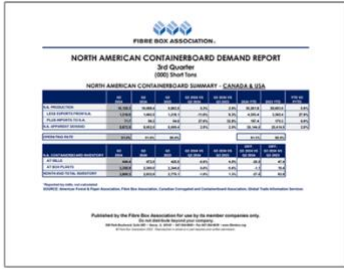
The *Economic Trends and Outlook for Corrugated Products* report contains both a U.S. and Canadian economic overview and information about several box consuming markets. Information is available for end-use markets such as meat and poultry, produce, dairy, cereals, beverages, and other food products plus durables and other non-durable goods. The report also includes a view of economic activity in each of the six FBA reporting areas.

The report, published twice a year in February/March and July/August, is produced exclusively for FBA by G&W Services Inc. and is only available to FBA members. Opinions and forecasts expressed in the report are those of G&W Services Inc. and do not necessarily reflect the views of FBA.




#### International Corrugated Packaging Industry Statistics

The *Worldwide Corrugated Packaging Industry Statistics Report* shows corrugated production/shipments by country and region as compiled by the International Corrugated Case Association (ICCA), of which FBA is a member.




**North American Containerboard Demand Report**

The *North American Containerboard Demand Report* provides data for Canadian and U.S. production, shipments, inventory and apparent demand for containerboard as data points and graphs. The report is provided through cooperation with the American Forest and Paper Association (AF&PA) and Paper Packaging Canada (PPC) and is issued quarterly to FBA members.



**North American Corrugated Industry Bulletin**

The *North American Corrugated Industry Bulletin* provides data for Canadian and U.S. shipments, consumption and inventory as data points and graphs. The report is being provided in cooperation with the Canadian Corrugated Containerboard Association (CCCA) and is issued quarterly to FBA members.



**U.S. Corrugated Industry Statistics (Quarterly Report)**

The *U.S. Corrugated Industry Statistics* reports data on MSF shipments for the total industry broken down by the 25 FBA regions within 6 FBA reporting areas. The report also includes data on dollar value and price indexes, as well as containerboard consumption, inventory, and mill production. Data is included for each month and year-to-date compared to the previous year.

The report includes graphs with accompanying key message bullet points on U.S. corrugated shipments, U.S. corrugated box exports, U.S. month-end containerboard inventories, box shipments vs. U.S. production of non-durable goods, purchasing managers' index, purchasing managers' new orders index, industrial production of non-durable consumer goods, box shipments per unit of U.S. industrial production, non-durable goods trade deficit, inventory/sales ratios, and U.S. exports of non-durable goods.



**Statistical Bulletin**

The *Statistical Bulletin* provides a one-page summary of the statistical report.



## **Industry Annual Report**


The Annual Report provides data on U.S. corrugated industry statistics and trend data for the following categories:

- Shipments according to value, area, type of plant, and North American Industry Classification System (NAICS)
- Corrugated production by board type and basis weight
- Containerboard production, consumption, and inventory

## **North American Industry Classification System (NAICS)**

The *North American Industry Classification System (NAICS)* is the standard used by federal statistical agencies in classifying business establishments and captures business activity across North America. FBA requests NAICS shipment data from members annually. The report is used for the FBA Industry Annual Report and all Forecast Reports.

## **Benchmarking**




## **Key Performance Indicator Survey (KPI)**

The *Key Performance Indicator Survey (KPI)* is a highly-valued benchmarking survey which includes data on sales/costs/profit ratio, capital, receivables, fixed assets, inventories and other key operating statistics at the corrugated plant level.

The report includes participation from approximately 500 plants.

## **Safety**




## **Occupational Injuries & Illnesses Report (OII)**

The Occupational Injuries and Illnesses report is a compilation of recordable employee injury and illness data for corrugator and sheet plants. Available only to participating members, the report is divided into two sections: the first presents data on sheet plants by category of hours worked and the second presents data on corrugator plants by category of hours worked.

**The data in this report determines the annual FBA/AICC Safety Award winners.** Annual Safety Awards are presented to those facilities having the lowest total case incidence rate for the preceding calendar year in five sheet plant and nine corrugator plant categories. Safety Excellence Awards are also presented to all sheet plant or corrugator facilities that attain a zero lost workday case (lost work days only) incidence rate during the calendar year.

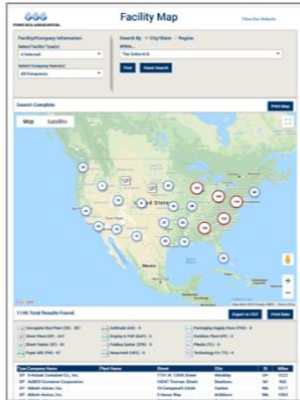
## Informational



The image shows a screenshot of an Excel spreadsheet titled "North American Directory of Corrugated Plants". The spreadsheet contains multiple columns of data, including company names, addresses, and phone numbers. The data is organized in a grid format, typical of a directory listing.

### **North American Directory of Corrugated Plants (online)**

The *North American Directory of Corrugated Plants* lists companies and their related plant facilities that manufacture corrugated and solid fiber paperboard products in North America. The directory is formatted in an Excel spreadsheet, and includes type of plant, complete address and phone number.



### **Interactive Facility Map (online)**

The interactive facility map offers information for industry facilities located in the United States. Members can search by type of facility, company, geographic location and by FBA region. The interactive map is linked to the FBA database and updated in real time. Current data includes all sheet plants, sheet feeders, corrugator box plants and paper mills. FBA is also working to add to our database other types of facilities including Asitrade operators, display & POPs, folding carton plants, Hexacomb plants, packaging supply stores, partition plants, plastic plants and technology centers.